

Assessing the Professional Licensure Examinations

JOSE Y. CUETO JR., MD, FPCS, FPSGS, MHPed
Commissioner



Outline and Flow of Presentation

I. Overview of the Licensure System

- 1. The Professional Regulation Commission**
- 2. The Overall Scheme and QA Mechanisms for the Licensure System**
- 3. Results of the LEPT from 2015 – 2019 and other Statistics**

II. Assessment of the Professional Licensure Examinations

- 1. Administration of Licensure Examinations**
- 2. The Overall Scheme and the QA Mechanisms**
- 3. The Examination Questions**

III. Utilization of PRC Data to Improve Quality of Education and Graduates

IV. Way Forward

- 1. Implementation of the Computer-based Licensure Examination**
- 2. Lessons learned**
- 3. Challenges**
- 4. Interventions**

I. OVERVIEW OF THE LICENSURE SYSTEM

1. The Professional Regulation Commission

Evolution

PD No. 223
Creation of PRC
1973

1950 Office of the Board of Examiners, CSC
RA 546

RA 8981: PRC
Modernization
Act

2000

1974: IRR
33 professions
OP attached

CPD Law

2016


2006

DOLE attached
EO No. 565-A

PQF Law
2018

Mandate

Administration of licensure examinations to graduates and registration of successful examinees

A light blue downward-pointing arrow with a white outline, indicating a flow from the first box to the second.

Administrative supervision and control over 46 regulatory boards

A light blue downward-pointing arrow with a white outline, indicating a flow from the second box to the third.

Accreditation of professional organizations and CPD Councils



VISION

The Professional Regulation Commission is the instrument of the Filipino people in securing for the nation a reliable, trustworthy and progressive system of determining the **competence** of professionals by **credible and valid licensure examinations** and **standards of professional practice** that are globally recognized.

MISSION

To deliberately, scientifically and consistently determine the **competence** of professionals through the provision of **professional standards** and judicious issuance of professional license.

RA No. 8981 or the PRC Modernization Act of 2000

Section 7: Powers, Functions and Responsibilities of the Commission:

(m) To monitor the performance of schools in licensure examinations and publish the results thereof in a newspaper of national circulation

(n) To adopt and institute a comprehensive rating system for universities, colleges, and training institutes based on the passing ratio and overall performance of students in board examinations

(d) To administer and conduct the licensure examinations of the various regulatory boards in accordance with the rules and regulations promulgated by the Commission;.... adopt measures to preserve the **integrity and inviolability of licensure examinations**; ...provide schools, colleges and universities, public and private, offering courses for licensure examinations, with **copies of sample test questions** on examinations recently conducted by the Commission and **copies of the syllabi or tables of specifications of subjects for licensure examinations**

RA No. 8981 or the PRC Modernization Act of 2000

Section 9: Powers, Functions and Responsibilities of the various Professional Regulatory Boards:

(h) To prepare, adopt and issue the syllabi or tables of specifications of the subjects for examinations in consultation with the academe; determine and prepare the questions for the licensure examinations which shall strictly be within the scope of the syllabus or table of specifications of the subject for examination

REGULATED PROFESSIONS (4 CLUSTERS)

Technology Professions

1. Agriculture
2. Architecture
3. Chemistry
4. Environmental Planning
5. Fisheries
6. Forestry
7. Geology
8. Interior Design
9. Landscape Architecture
10. Master Plumbers
11. Food Technology

Health and Allied Professions

1. Dentistry
2. Medical Technology
3. Medicine
4. Midwifery
5. Nursing
6. Nutrition and Dietetics
7. Optometry
8. Pharmacy
9. Physical Therapy
10. Occupational Therapy
11. Radiologic Technology
12. Respiratory Therapy
13. Veterinary Medicine
14. Speech Language Pathology

Business, Education and Economic Professions

1. Accountancy
2. Criminology
3. Customs Brokers
4. Guidance Counseling
5. Librarian
6. **Professional Teachers**
7. Psychology
8. Real Estate Services
9. Social Workers

Engineering Professions

1. Aeronautical
2. Agricultural
3. Chemical
4. Civil
5. Electrical
6. Electronics
7. Geodetic
8. Mechanical
9. Metallurgical
10. Mining Engineering
11. Naval Architecture and Marine
12. Sanitary


Nature of Licensure Examinations:

1. High stakes examinations
2. Provide a threshold, which determines who among graduates are allowed to enter the country's workforce.
3. Assess compliance with competency and technical standards of regulated professions.
4. Aimed at protecting the public from unqualified, incompetent and unsafe professional service providers.
5. Registration and licensing policies and procedures were embodied in professional regulatory laws.

I. OVERVIEW OF THE LICENSURE SYSTEM

2. The Overall Scheme and QA Mechanisms

**CHED Policies, Standards
and Guidelines (PSGs)**

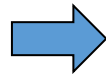


**Table of Specifications
(TOS)**

QA1



**Formulation
of items
Standard-
setting
(MPL)**



**Peer
review /
Editing**

QA2



**Encoding
into Test
Question
Databank
(TQDB)**



**Merging /
Extraction**



**Printing of
Questionnaires**



**Exam
administration**



**Correction
Rating**



QA3

Item analysis

**Overall Scheme and QA
Mechanisms for Licensure System**

I. OVERVIEW OF THE LICENSURE SYSTEM

3. Results of the LEPT (2015-2019)

STATISTICS BY CLUSTER (2015-2019)

CLUSTER	NUMBER OF EXAMINEES	NUMBER PASSED	PASSING PERCENTAGE
BUSINESS, EDUCATION, SOCIAL	2,078,950	696,692	33.51%
ENGINEERING	288,319	153,197	53.13%
HEALTH	339,057	192,001	56.63%
TECHNOLOGY	119,544	51,174	42.81%
TOTAL	2,825,870	1,093,064	38.68%

NUMBER OF EXAMINEES IN THE BES CLUSTER (2015-2019)

BUSINESS, SOCIAL AND EDUCATION CLUSTER	NUMBER OF EXAMINEES	PERCENTAGE
TEACHER - SECONDARY LEVEL	890,286	42.8%
TEACHER - ELEMENTARY LEVEL	681,426	32.7%
CRIMINOLOGISTS	280,323	13.4%
CERTIFIED PUBLIC ACCOUNTANTS	114,862	5.5%
PSYCHOMETRICIANS	40,612	1.9%
REAL ESTATE BROKERS	22,442	1.0%
SOCIAL WORKERS	19,551	0.9%
CUSTOMS BROKERS	11,266	0.5%
REAL ESTATE APPRAISERS	10,328	0.4%
LIBRARIANS	4,761	0.2%
GUIDANCE COUNSELORS	2,128	0.1%
PSYCHOLOGISTS	817	0.03%
REAL ESTATE CONSULTANTS	148	0.007%
TOTAL	2,078,950	100%

} **75.5%**

CLUSTER GROUPS	C.Y. 2015 - 2019		
BUSINESS, SOCIAL AND EDUCATION CLUSTER	EXAMINEES	PASSERS	PASSING RATE
CERTIFIED PUBLIC ACCOUTANTS*	114,862	34,086	29.68%
CRIMINOLOGISTS	280,323	95,884	34.20%
CUSTOMS BROKERS	11,266	5,449	48.37%
GUIDANCE COUNSELORS	2,128	1,340	62.97%
LIBRARIANS	4,761	2,663	55.93%
SOCIAL WORKERS	19,551	10,999	56.26%
PSYCHOLOGISTS	817	527	64.50%
PSYCHOMETRICIANS	40,612	22,093	54.40%
TEACHER - ELEMENTARY LEVEL*	681,426	176,794	25.94%
TEACHER - SECONDARY LEVEL*	890,286	330,660	37.14%
REAL ESTATE APPRAISERS	10,328	4,485	43.43%
REAL ESTATE BROKERS	22,442	11,602	51.70%
REAL ESTATE CONSULTANTS	148	110	74.32%
SUB-TOTAL	2,078,950	696,692	33.51%



STATISTICS (2015-2019)

PROFESSION	NUMBER OF SCHOOLS	NUMBER OF EXAMINEES	NATIONAL PASSING PERCENTAGE
NURSES	475	141,149	46.68%
CPAs	479	114,862	29.68%
CRIMINOLOGISTS	576	280,323	34.20%
PROF. TEACHERS: ELEMENTARY	1,392	681,426	25.94%
PROF. TEACHERS: SECONDARY	2,087	890,286	37.14%

TEN LOWEST PASSING PERCENTAGES AMONG FOUR CLUSTERS

PROFESSION	NUMBER OF EXAMINEES	NUMBER PASSED	PASSING PERCENTAGE
1. X - RAY TECHNOLOGISTS	1,192	304	25.50%
2. TEACHER - ELEMENTARY LEVEL	681,426	176,794	25.94%
3. CERTIFIED PUBLIC ACCOUNTANTS	114,862	34,086	29.68%
4. FISHERIES TECHNOLOGISTS	7,678	2,535	33.02%
5. MASTER PLUMBERS	17,644	5,946	33.70%
6. CRIMINOLOGISTS	280,323	95,884	34.20%
7. AGRICULTURISTS	40,269	14,715	36.54%
8. TEACHER - SECONDARY LEVEL	890,286	330,660	37.14%
9. ENVIRONMENTAL PLANNERS	13,334	5,515	41.36%
10 CIVIL ENGINEERS	96,961	40,389	41.65%

TOP TEN HIGHEST PASSING PERCENTAGES AMONG FOUR CLUSTERS

PROFESSION	NUMBER OF EXAMINEES	NUMBER PASSED	PASSING PERCENTAGE
1. OPTOMETRISTS - 6 YEARS	947	803	84.79%
2. MINING ENGINEERS	1,491	1,257	84.31%
3. PHYSICIANS	26,307	20,619	78.38%
4. MEDICAL TECHNOLOGISTS	43,640	33,766	77.37%
5. METALLURGICAL ENGINEERS	410	310	75.61%
6. RESPIRATORY THERAPISTS	5,206	3,530	67.81%
7. NUTRITIONIST-DIETTITIANS	6,220	4,157	66.83%
8. OCCUPATIONAL THERAPISTS	2,096	1,355	64.65%
9. PHYSICAL THERAPISTS	10,946	6,780	61.94%
10. MECHANICAL ENGINEERS	34,452	21,134	61.34%

Alarming Statistics: Repeaters nearly double that of First Time Takers (Elementary Level)
Repeaters = First Time Takers (Secondary Level)

Licensure Examination for Professional Teachers	C.Y. 2015 - 2019					
	Elementary Level			Secondary Level		
	Number of Examinees	Number of Passers	% Passed	Number of Examinees	Number of Passers	% Passed
First Timers	267,708	124,710	46.58%	447,360	264,457	59.12%
Repeaters	413,029	51,973	12.58%	441,718	65,898	14.92%
Overall Total	680,737	176,683	25.95%	889,078	330,355	37.16%

Most Recent LEPT: September 26, 2021

1. Elementary Level: 8,726 examinees

**4,883 passers (3,908 First Time Takers)
(975 Repeaters)**

55.96% Passing Percentage

2. Secondary Level: 17,863 examinees

**10,318 passers (9,286 First Time Takers)
(1,032 Repeaters)**

57.76% Passing Percentage

II. ASSESSMENT OF THE LICENSURE EXAMINATION

1. Administration of Licensure Examinations

ASSESSING THE PROFESSIONAL LICENSURE EXAMINATIONS

Due to the pandemic, the Professional Regulation Commission reported that in 2020 there were only 11 exams conducted and there was also a significant decrease in the number of applicants for exams. With the uncertainty and restrictions brought by community quarantines, a number of board exams were also postponed in 2021.

Exploring the conduct of online licensure examinations, the PRC plans to pilot test a scheme in the last quarter of 2021. **What lessons have been learned and what are the ways forward for the PRC to ensure a steady supply of competent Filipino professionals in the country?**



Republic of the Philippines

**PROFESSIONAL
REGULATION
COMMISSION**

2020 CALENDAR

REPUBLIKA NG PILIPINAS
REPUBLIC OF THE PHILIPPINES



AGUSTO 2020
SCHEDULE OF LICENSURE EXAMINATIONS
PROFESSIONAL REGULATION COMMISSION

SCHEDULE OF LICENSURE EXAMINATIONS

*Total number of LEs scheduled for 2020: **85**

*From January to February: **8 LEs conducted**

***17 LEs cancelled** and deferred to 2021

***17 LEs rescheduled** to 2nd semester

***43 remaining LEs** scheduled from September to December

	2020
No. of Exams. Conducted	11
No. of Rescheduled Exams in 2022	75
No. of Exams. To be Conducted	-
Total No. of Examinees Who Took the Exam	16,369

LIST OF POSTPONED LICENSURE EXAMINATIONS (MARCH TO DECEMBER 2020)

March 2020 Licensure Examinations:

1. Qualifying Assessment for Foreign Medical Professionals
2. Physicians (*Rescheduled the 2nd half in September 2020*)
3. Medical Technologists
4. Professional Teachers

April 2020 Licensure Examinations:

5. Electronics Engineers
6. Electronics Technicians
7. Midwives
8. Registered Electrical Engineers
9. Registered Master Electricians
10. Pharmacists

May 2020 Licensure Examinations:

11. Civil Engineers
12. Chemical Engineers
13. Certified Public Accountants
14. Dentists (Written)
15. Dentists (Practical)
16. Dental Hygienists (Written)
17. Dental Hygienists (Practical)
18. Nurses

June 2020 Licensure Examinations:

19. Criminologists
20. Environmental Planners
21. Interior Designers
22. Architects (*Rescheduled in October/November 2020*)

July 2020 Licensure Examinations:

23. Landscape Architects
24. Psychologists
25. Psychometricians
26. Master Plumbers
27. Radiologic Technologists (*Rescheduled in December 2020*)
28. X-ray Technologists (*Rescheduled in December 2020*)
29. Real Estate Brokers (*Rescheduled in November 2020*)

August 2020 Licensure Examinations:

30. Sanitary Engineers
31. Mining Engineers
32. Physical Therapists
33. Occupational Therapists
34. Veterinarians
35. Nutritionists-Dietitians
36. Guidance Counselors
37. Mechanical Engineers
38. Certified Plant Mechanics
39. Social Workers
40. Medical Technologists

September 2020 Licensure Examinations:

41. Foresters
42. Registered Electrical Engineers
43. Registered Master Electricians
44. Librarians
45. Real Estate Appraisers
46. Respiratory Therapists
47. Professional Teachers
48. Agricultural & Biosystems Engineers

October 2020 Licensure Examinations:

49. Chemical Engineers
50. Naval Architects and Marine Engineers
51. Metallurgical Engineers
52. Certified Public Accountants
53. Optometrists (Written)
54. Optometrists (Practical)
55. Ocular Pharmacologists
56. Chemists
57. Chemical Technicians
58. Electronics Engineers
59. Electronics Technicians
60. Geodetic Engineers
61. Fisheries Technologists

November 2020 Licensure Examinations:

62. Customs Brokers
63. Agriculturists
64. Midwives
65. Civil Engineers
66. Aeronautical Engineers
67. Geologists
68. Nurses
69. Criminologists

December 2020 Licensure Examinations:

70. Dentists (Written)
71. Dentists (Practical)
72. Dental Technologists (Written)
73. Dental Technologists (Practical)
74. Pharmacists
75. Real Estate Consultant

2021 PRC Calendar



2021 PRC CALENDAR

Schedule of Licensure Examinations



CENTRAL OFFICE • NCR • BAGUIO • ROSALES • TUGUEGARAO • PAMPANGA
LUCENA • MIMAROPA • LEGASPI • ILOILO • CEBU • TACLOBAN
PAGADIAN • CAGAYAN DE ORO • DAVAO • KORONADAL
BUTUAN • ZAMBOANGA • GENERAL SANTOS


PRC SERVICE CENTERS: PRC-PICC • ROBINSONS PLACE MANILA • ROBINSONS GALLERIA ORTIGAS • ROBINSONS
PLACE NOVALICHES • ROBINSONS PLACE BACOLOD • ROBINSONS GALLERIA CEBU • ROBINSONS PLACE
DASMARIÑAS • ROBINSONS PLACE DUMAGUETE • ROBINSONS PLACE ILIGAN • ROBINSONS PLACE ILOCOS •
ROBINSONS PLACE ILOILO • ROBINSONS PLACE LAS PINAS • ROBINSONS PLACE NAGA • ROBINSONS PLACE
ORMOC • ROBINSONS PLACE PALAWAN • ROBINSONS PLACE PANGASINAN • ROBINSONS PLACE SANTIAGO •
ROBINSON PLACE STA. ROSA • ROBINSONS STARMILLS PAMPANGA • ROBINSONS PLACE TAGUM • GT TOWN
CENTER • KIDAPAWAN SERVICE CENTER • OSSCO CLARK • OSSCO DAVAO • OSSCO PALAYAN • OSSCO POEA

CONTACT US
Official website: www.prc.gov.ph
FB Page: Professional Regulation Commission
Twitter: @PRC_main

2021 PRC Calendar

Detailed Information:

1. Places
2. Opening of Online Processing
3. Deadline in Filing of Application
4. Target Dates of Release of Exam Results

<div>  <div> Republic of the Philippines PROFESSIONAL REGULATION COMMISSION </div> </div> <div>December 2021</div>						
SUN	MON	TUE	WED	THU	FRI	SAT
			1 <i>Dentists (Written)</i>	2 <i>Dentists (Written)</i>	3 <i>Dentists (Written)</i>	4
5 <i>Physical Therapists Occupational Therapists</i>	6 <i>Physical Therapists Occupational Therapists</i>	7	8 <i>Dental Technologists (Written)</i>	9 <i>Dental Technologists (Practical) Real Estate Consultant (Written)</i>	10 <i>Dental Technologists (Practical)</i>	11
12 <i>Criminologists</i>	13 <i>Criminologists</i>	14 <i>Criminologists</i>	15	16 <i>Dentists (Practical)</i>	17 <i>Dentists (Practical)</i>	18 <i>Dentists (Practical)</i>
19 <i>Dentists (Practical)</i>	20 <i>Radiologic Technologists & X-ray Technologists</i>	21 <i>Radiologic Technologists & X-ray Technologists</i>	22	23	24 <i>Christmas Eve Additional Holiday</i>	25 <i>Christmas Day</i>
26	27	28	29	30 <i>Rizal Day</i>	31 <i>New Year's Eve Additional Holiday</i>	

SCHEDULE OF LICENSURE EXAMINATIONS					
NAME OF EXAMINATION	DATE/S	PLACE/S	OPENING OF ONLINE PROCESSING	DEADLINE IN FILING OF APPLICATION	TARGET DATE/S OF RELEASE OF EXAM RESULTS
DENTISTS (WRITTEN)	December 1, 2 & 3, 2021	NCR and Baguio	September 1, 2021	November 3, 2021	December 8, 2021
PHYSICAL THERAPISTS	December 5 & 6, 2021	NCR, Baguio, Cebu, Davao and Pampanga	September 6, 2021	November 5, 2021	December 9, 2021
OCCUPATIONAL THERAPISTS	December 5 & 6, 2021	NCR, Baguio, Cebu, Davao and Pampanga	September 6, 2021	November 5, 2021	December 9, 2021
DENTAL TECHNOLOGISTS (Written)	December 8, 2021	NCR	September 8, 2021	November 8, 2021	December 15, 2021
DENTAL TECHNOLOGISTS (Practical)	December 9 & 10, 2021	NCR	-	-	December 15, 2021
REAL ESTATE CONSULTANTS (Written)	December 9, 2021	NCR	September 9, 2021	November 9, 2021	December 13, 2021
					January 21, 2022

Data on Licensure Examinations (2020-2021)

	2020	2021
Number of Exams Conducted	11	51
Number of Rescheduled Exams	75	15
Total Number of Examinees	16,369	86,296

Number of Examinees per Year

YEAR	EXAMINEES
2015	470,409
2016	500,274
2017	571,942
2018	613,824
2019	669,421
TOTAL	2,825,870



Republic of the Philippines
PROFESSIONAL REGULATION COMMISSION
Manila

RESOLUTION NO. ____
Series of 2021

SCHEDULE OF LICENSURE EXAMINATIONS FOR YEAR 2022

Including the opening of online processing, deadlines for filing of applications, practical examinations, target dates of release of examination results, and Special Professional Licensure Examinations (SPLE)


Pursuant to Section 7 (d) of R.A. No. 8981, authorizing the Commission to determine and fix the places and dates of examinations, the Licensure Examinations for Year 2022 shall be as indicated below including the opening of online processing, deadlines for filing of applications, practical examinations, target dates of release of examination results and Special Professional Licensure Examinations (SPLE).

SEQ	NAME OF EXAMINATION	DATE/S OF EXAM	DAY/S	PLACE/S	OPENING OF ONLINE PROCESSING	DEADLINE IN FILING OF APPLICATIONS	TARGET DATE/S OF RELEASE OF EXAM RESULTS
JANUARY							
1	REAL ESTATE CONSULTANTS (REVALIDA)	Jan. 3-7, 10-14, 17-21 Feb. 7-11, 14-18, 21-25	M-F	NCR	-	-	March 1, 2022
2	OPTOMETRISTS (PRACTICAL)	Jan. 4, 5, 6, 7, 10, 11 & 12	T-F, Su-T	NCR	September 27, 2021	November 27, 2021	January 17, 2022
3	MEDICAL TECHNOLOGISTS	15 & 16	Sa, Su	NCR, Baguio, Cagayan de Oro, Cebu, Davao, Iloilo, Legaspi, Lucena, Pampanga, Rosales, Tacloban, Tuguegarao and Zamboanga	For approved examinees of August 2021 Medical Technologists Licensure Examination only		January 21, 2022
4	ARCHITECTS	21 & 23	F, Su	NCR, Baguio, Cebu, Davao, Iloilo, Legaspi, Lucena, Pampanga, Tacloban and Zamboanga	October 21, 2021	December 21, 2021	January 27, 2022
5	PROFESSIONAL TEACHERS	30	Su	NCR, Baguio, Butuan, Cagayan de Oro, Cebu, Davao, Iloilo, Koronadal, Legaspi, Lucena, Pagadian, Pampanga, Rosales, Tacloban, Tuguegarao, Zamboanga, Bacolod, Bohol, Catanduanes, Cataman, Cauayan, Dumaguete, Jolo, Sulu, Kidapawan, Masbate, Palawan, Romblon, and Tawi-tawi	For approved examinees of year 2020 and 2021 Licensure Examination for Professional Teachers only		March 11, 2022
6	SANITARY ENGINEERS	Jan. 31, Feb. 1 & 2	M, T, W	NCR and Pampanga	November 2, 2021	January 3, 2022	February 7, 2022

II. ASSESSMENT OF THE LICENSURE EXAMINATION

2. Overall Scheme and QA Mechanisms

**CHED Policies, Standards
and Guidelines (PSGs)**

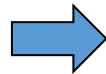


**Table of Specifications
(TOS)**

QA1



**Formulation
of items
Standard-
setting
(MPL)**



**Peer
review /
Editing**

QA2



**Encoding
into Test
Question
Databank
(TQDB)**



**Merging /
Extraction**



**Printing of
Questionnaires**



**Exam
administration**



**Correction
Rating**



QA3

Item analysis

**Overall Scheme and QA
Mechanisms for Licensure System**

Assessment of the following:

- 1. Quality/format/components of the Table of Specifications (TOS)**
 - 1.1 Program outcomes/competencies**
 - 1.2 Weight assigned**
 - 1.3 Number and Distribution of items**
 - 1.4 Bloom's taxonomy (Original/Revised)**
- 2. Formulation of Items**
- 3. Standard setting**
- 4. Peer review and Editing**
- 5. Item Analysis**

PROFESSIONAL REGULATORY BOARD FOR PROFESSIONAL TEACHERS

**TABLE OF SPECIFICATIONS 2022-2023 in
GENERAL EDUCATION* (Elementary/Secondary)**

With integration of Philippine Qualifications Framework Level 6 Domain Descriptors

DIFFICULTY LEVEL			Easy (30%)		Moderate (50%)	Difficult (20%)		
Bloom's Taxonomy			REMEMBER • UNDERSTAND		APPLY	ANALYZE • EVALUATE • CREATE		
Topics and Learning Outcomes	Section Wt.	PPST Domain	Weight	Weight	Weight	Weight	Weight	Weight
1. Purposive Communication in English 1.1. Use the English language with ease in effective communication. 1.2. Use the English language confidently for special purposes	10%	I. Content Knowledge and Pedagogy	15%	15%	50%	10%	5%	5%
2. Malayuning Komunikasyon sa Wikang Filipino 2.1. Nagagamit ang wikang Filipino sa larangang akademiko 2.2. Nagagamit ang wikang Filipino sa iba't – ibang uri ng sulatin	10%	I. Content Knowledge and Pedagogy	15%	15%	50%	10%	5%	5%
3. Readings in Philippine History and Society 3.1. Demonstrate understanding of the significant periods in Philippine history 3.2. Relate the significant periods of Philippine history with the transformation of society	10%	II. Learning Environment	15%	15%	50%	10%	5%	5%
4. The Life and Works of Rizal 4.1. Manifest the ability to analyze how the thoughts, works and valor of Rizal influenced the nation 4.2. Show how Rizal's feats of valor influenced the other Philippine heroes	10%	III. Diversity of Learners	15%	15%	50%	10%	5%	5%

TABLE OF SPECIFICATIONS 2022- 2023
in ENGLISH* (Secondary)

With integration of Philippine Qualifications Framework Level 6 Domain Descriptors

DIFFICULTY LEVEL			Easy (30%)		Moderate (50%)	Difficult (20%)		
PROGRAM OUTCOMES			REMEMBER •	UNDERSTAND	APPLY	ANALYZE •	EVALUATE •	CREATE
Topics and Learning Outcomes	Section Wt.	PPST Domain	Weight	Weight	Weight	Weight	Weight	Weight
A. Theoretical Foundations of Language, Culture, Literacies, and Literature 1. Introduction to Linguistics 1.1 Demonstrate knowledge and application of the structural aspects of language (phonology, morphology, syntax, semantics, and pragmatics) across languages and other related fields. 1.2 Apply theories, principles and concepts of language, literacies and language use in specific contexts for language and literacy acquisition and learning in multilingual and multicultural societies. 1.3 Draw implications of the theories of the theories of linguistics, psycholinguistics, and sociolinguistics to language teaching and learning.	10%	I. Content Knowledge and Pedagogy III. Diversity of Learners	15%	15%	50%	10%	5%	5%

***REFERENCES:**

R.A. 7836: Philippine Teachers Professionalization Act, s. 1994, Sec. 14. Scope of Examination: The examination for the elementary and secondary school teachers shall be separate. The examination in the elementary level shall consist of two (2) parts, namely: professional education and general education. The examination for teachers in the secondary level shall consist of three (3) parts, namely: professional education, general education, and field of specialization

CHED Memorandum Order No. 20, s. 2013: General Education Curriculum: Holistic Understandings, Intellectual and Civic Competencies

DepEd Order No. 42, s. 2017: National Adoption and Implementation of the Philippine Professional Standards for Teachers (PPST)

***LEGEND: PPST Domains**

- I. Content Knowledge and Pedagogy
- II. Learning Environment
- III. Diversity of Learners
- IV. Curriculum & Planning
- V. Assessment and Reporting
- VI. Community Linkages and Professional Engagement
- VII. Personal Growth and Professional Development

II. ASSESSMENT OF THE LICENSURE EXAMINATION

3. Examination Questions

Feedback from Examinees and Schools:

- 1. Quality and clarity of questions**
- 2. Consistency with cardinal rules/principles in test construction**
- 3. Congruence with the CHED CMO program outcomes and content**
- 4. Emphasis on higher order thinking skills**
- 5. Choice of format**

Internal Assessment (PRC)

- 1. Data from Peer Review and Editing sessions**
- 2. Item Analysis results**

Feedback from Examinees and Schools:

- 1. Quality and clarity of questions**
- 2. Consistency with cardinal rules/principles in test construction**
- 3. Congruence with the CHED CMO program outcomes and content**
- 4. Emphasis on higher order thinking skills**
- 5. Choice of format**

Internal Assessment (PRC)

- 1. Data from Peer Review and Editing sessions**
- 2. Item Analysis results**

IV. UTILIZATION OF PRC DATA TO IMPROVE QUALITY OF EDUCATION AND GRADUATES

The **Philippine Development Plan (PDP) of 2017-2022** utilized the National Passing Percentage in Licensure Exams as part of the Higher and Technical Education Indicators in the Results Matrix of the Updated Philippine Development Plan 2011-2016.

Table 10.3 Higher and Technical Education Indicators in the Results Matrix of the Updated Philippine Development Plan 2011-2016

INDICATORS	BASELINE		ANNUAL PDP TARGETS			ACCOMPLISHMENT	
	YEAR	VALUE	2014	2015	2016	2014	2015
Certification rate in TVET increased (in %)	2010	82.9	86.5	87	87.5	91.3	91.1
TVET graduates increased	2010	1,344,371	1,464,000	1,610,510	1,771,560	1,785,679	2,129,758
Higher education graduates increased	2010	498,418	567,531	584,474	601,505	632,076	692,602
Proportion of HEI faculty with MA increased (in %)	2010	38.87	55	60	65	40.81	40.34
Proportion of HEI faculty with PhD increased (in %)	2010	11.09	20	25	30	12.54	12.62
HEIs with accredited programs increased (in %)	2010	19.89	24	25	26	25.38	26.63
National passing percentage (across disciplines) in licensure exams increased (in %)	2010	33.91	49.72	50.94	52.53	61.45	58.59

To quote a portion of the Philippine Development Plan 2017-2022, it stated that:

“The higher education system is beset by stubborn issues which, in light of 21st century challenges, require urgent, tactical, and transformative solutions. The number of graduates of higher education (1,775,659 in 2014) has exceeded expectations Nonetheless, the quality of Philippine higher education graduates remains an issue.”

Exacerbating the question of quality is the lack of faculty with advanced degrees in higher education. Quality is further compromised by the low number of HEIs with accredited programs and the low national passing percentage in licensure examinations.”(pp. 143-144 Philippine Development Plan 2017-2022).

The Annual PDP Targets for national passing percentages in licensure examinations from 2014 to 2016, in comparison with the actual national passing percentages, reveal the non-attainment of the Targets.

Philippine Higher Education Landscape

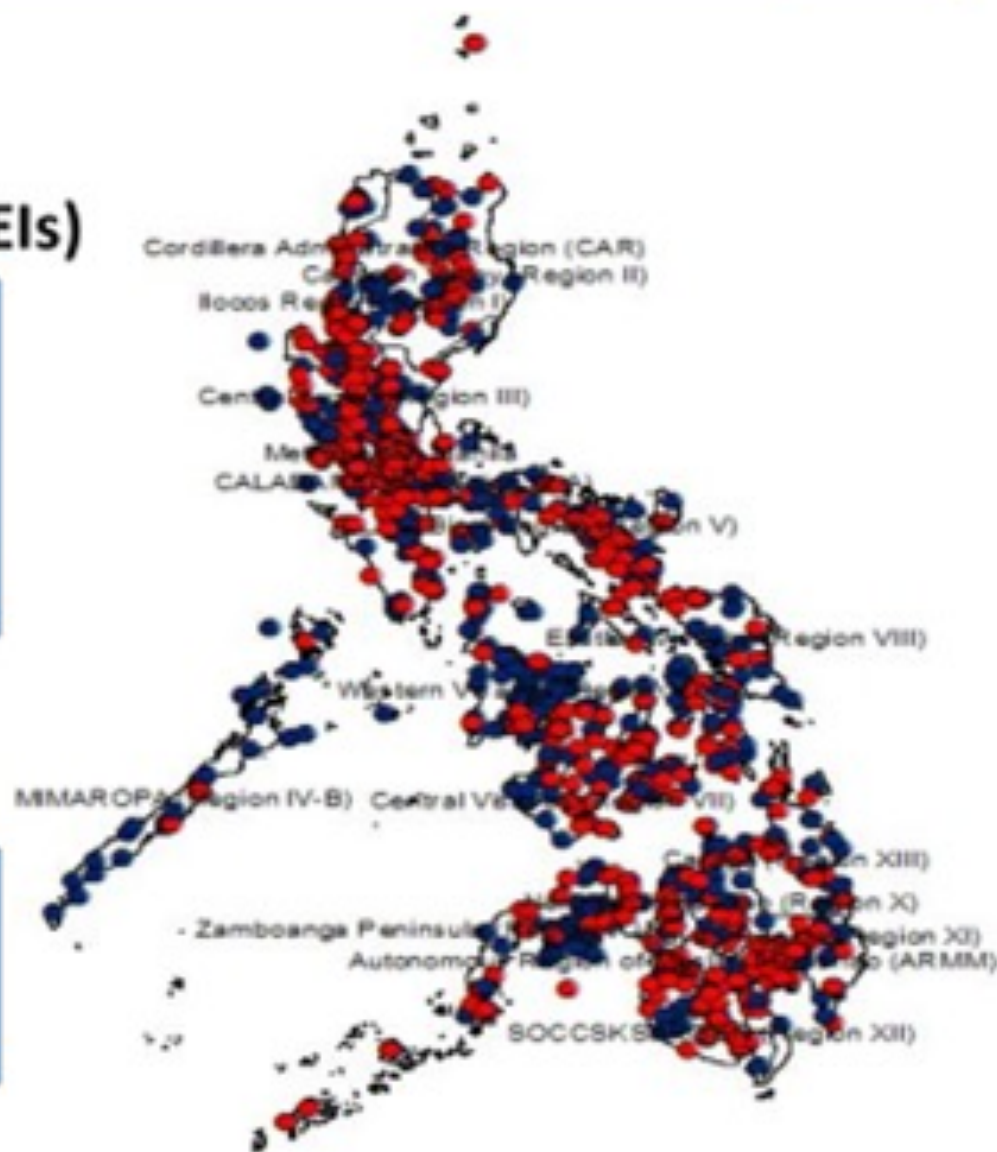
Distribution of Higher Education Institutions (HEIs)

- Public = 227 (12%)*
- Private = 1,708 (88%)
- Total = 1,935**

**excluding 453 SUC satellite campuses
(Total: 2,388 with satellite campuses)*

Distribution of Students

- Public = 1.68M (44%)
- Private = 2.13M (56%)
- Total = 3.81M**



The PDP 2017-2022 Report gave the following CHED data, showing the Philippines having the biggest number of HEIs among selected ASEAN Member States.

**Table 3: Comparison of the Number of HEIs in Selected ASEAN Countries
(AY 2013-2014)**

COUNTRY	NUMBER OF HEIs
Philippines	1,923
Indonesia	191
Thailand	159
Vietnam	148
Malaysia	124

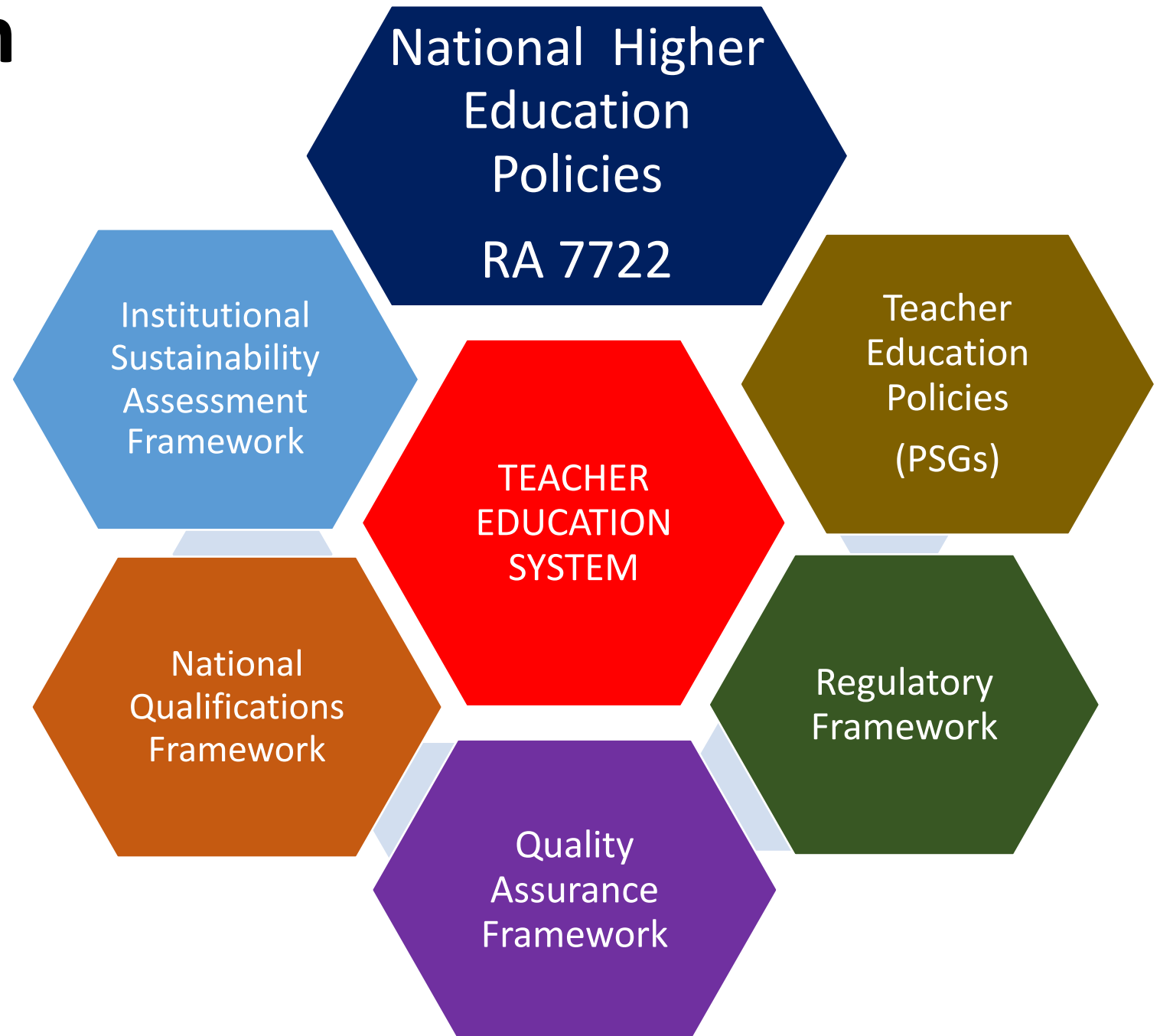
STATISTICS (2015-2019)

PROFESSION	NUMBER OF SCHOOLS	NUMBER OF EXAMINEES	NATIONAL PASSING PERCENTAGE
NURSES	475	141,149	46.68%
CPAs	479	114,862	29.68%
CRIMINOLOGISTS	576	280,323	34.20%
PROF. TEACHERS: ELEMENTARY	1,392	681,426	25.94%
PROF. TEACHERS: SECONDARY	2,087	890,286	37.14%

TQM Principle:

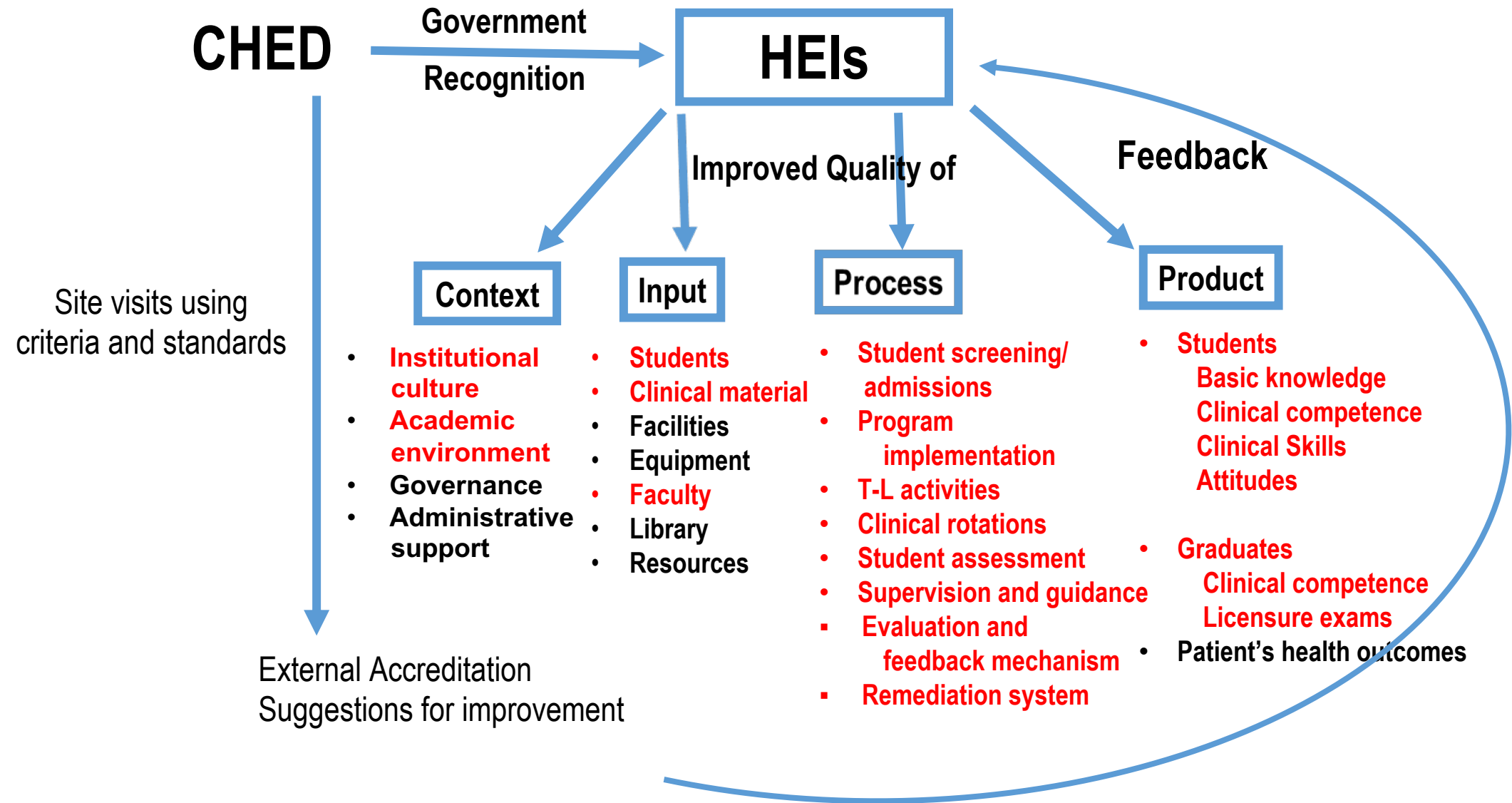
“When something goes wrong, look at the whole system and not just focus on a single component”

Teacher Education System



CIPP evaluation model developed by
Stufflebeam and Shinkfield (1985)

Regulatory and QA
Framework for HEIs



**If a TEI has
poor
products
and poor
outcomes**

**Correlate poor
performance
with**




CONTEXT

**(?) Institutional culture and identity
Poor academic environment**



INPUT

**Profile of students admitted
Competence and dedication of faculty
Training venues (workplace-based)**




PROCESS

**Screening system for students
Implementation of academic program
Student assessment system
Promotion system
Evaluation and feedback system
Remediation system
Guidance and supervision**

**If a TEI has
excellent
products
and
excellent
outcomes**

**Correlate
excellent
performance
with**




CONTEXT

**Established institutional culture and
identity
Excellent academic environment**



INPUT

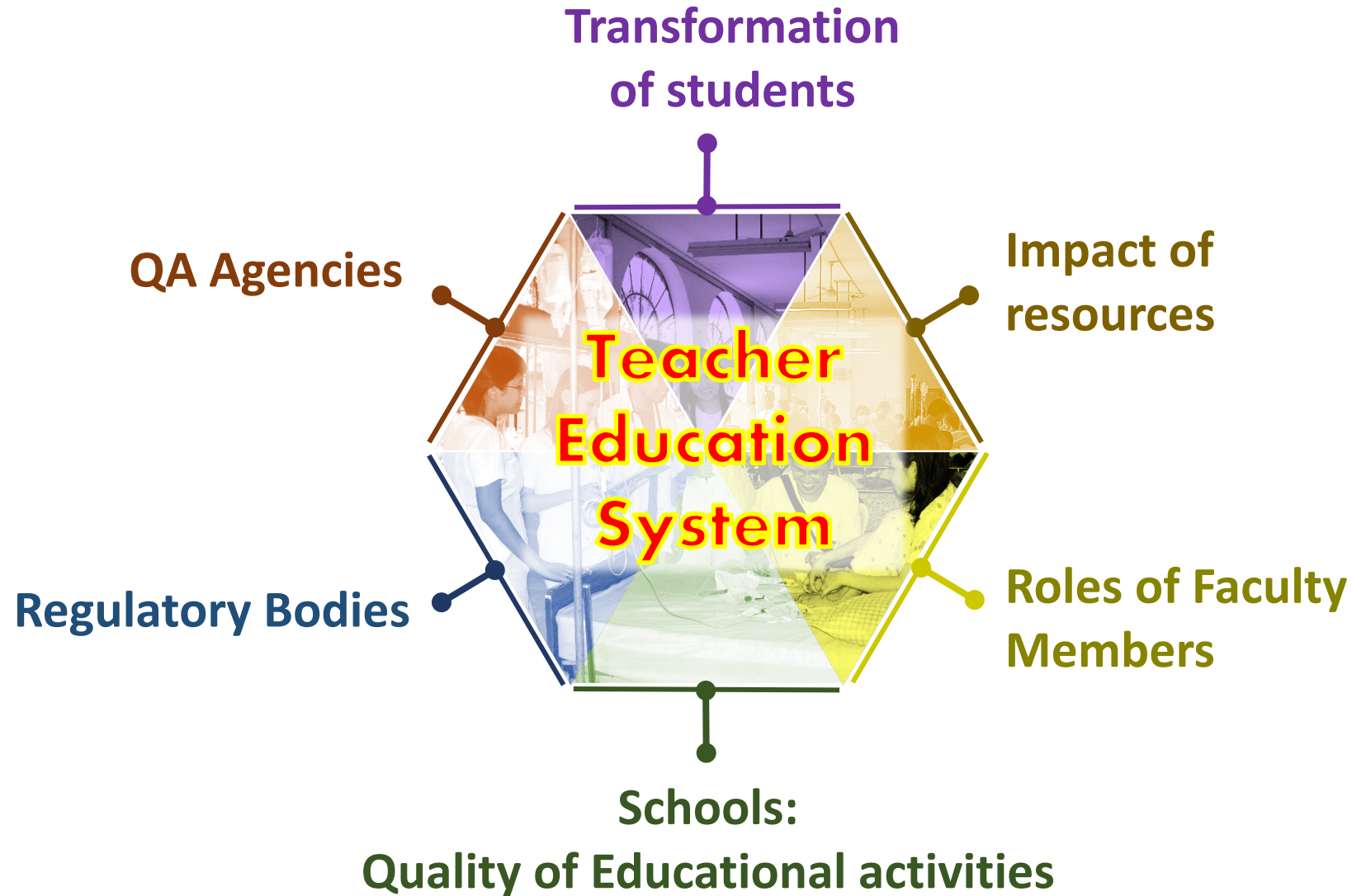
**Profile of students admitted
Competence and dedication of faculty
Training venues (workplace-based)**



PROCESS

**Screening system for students
Implementation of academic program
Student assessment system
Promotion system
Evaluation and feedback system
Remediation system
Guidance and supervision**

Overall Scheme in the Changed Landscape



V. WAY FORWARD

Due to the pandemic, the Professional Regulation Commission reported that in 2020 there were only 11 exams conducted and there was also a significant decrease in the number of applicants for exams. With the uncertainty and restrictions brought by community quarantines, a number of board exams were also postponed in 2021.

Exploring the conduct of online licensure examinations, the PRC plans to pilot test a scheme in the last quarter of 2021. **What lessons have been learned and what are the ways forward for the PRC to ensure a steady supply of competent Filipino professionals in the country?**

V. WAY FORWARD

For PRC: Implementation of the CBLE

NO.	SMALL LICENSURE EXAMINATIONS	PROJECTED NO. OF EXAMINEES
1	LIBRARIANS	465
2	AERONAUTICAL ENGINEERS	739
3	DENTAL HYGIENISTS	41
4	DENTAL TECHNOLOGISTS	53
5	GEOLOGISTS	450
6	METALLURGICAL ENGINEERS	105
7	NAVAL ARCHITECTS AND MARINE ENGRS.	254
8	OCULAR PHARMACOLOGISTS	11
9	OPTOMETRISTS (WRITTEN and PRACTICAL)	158
10	QUALIFYING ASSESSMENT FOR FOREIGN MEDICAL PROFESSIONALS	33
11	REAL ESTATE APPRAISERS	279
12	REAL ESTATE BROKERS	297
13	REAL ESTATE CONSULTANTS	53
14	X-RAY TECHNOLOGISTS	238

NO.	LARGE LICENSURE EXAMINATIONS	PROJECTED NO. OF EXAMINEES
1	AGRICULTURISTS	17,183
2	ARCHITECTS	10,836
3	CERTIFIED PUBLIC ACCOUNTANTS	22,531
4	CIVIL ENGINEERS	30,906
5	CRIMINOLOGISTS	53,263
6	ELECTRONICS ENGINEERS	7,995
7	ELECTRONICS TECHNICIANS	5,075
8	NURSES	12,631
9	PHARMACISTS	5,689
10	PHYSICIANS	6,475
11	PROFESSIONAL TEACHERS	243,313
12	REG. ELECTRICAL ENGINEERS	10,107

Initial implementation: Geology Licensure Exam with 150 examinees (December 27-29)

Lessons Learned:

1. With the Covid 19 pandemic, we were totally unprepared.

VOLATILE UNCERTAIN COMPLEX AMBIGUOUS	Philippine Government	Covid 19 Pandemic <ol style="list-style-type: none">1. Recurrent surge in number of cases, hospitalizations and deaths2. Impact on education, economy, infrastructure, professional practice, travel, livelihood, etc.3. Complete control
		

2. For PRC, even the shift to online licensure examinations has great challenges, primarily the internet connectivity, procurement of services, funding for infrastructure and equipment.

3. To ensure a steady supply of competent supply of Filipino professionals, there has to be significant improvement of the quality of education and quality of graduates.

Health Labor Market Analysis (HLMA)

Undergraduate Level: Nursing

**SUPPLY SIDE
(Education Sector)**

**Schools: 491
Enrollment: 165,898
Graduation: 28,688
Attrition Rate: 83%**

**Source: CHED
(AY 2011-2015)**

**SUPPLY SIDE
(Licensure)**

**Examinees: 37,181
Passers: 19,127
Passing Percentage: 51.4%
Number of Registered
Professionals: 19,127**

Source: PRC

4. Comprehensive analysis of the factors affecting performance of graduates in licensure examinations and implementation of appropriate interventions.

5. Conduct an Education Summit among CHED, PRC, HEIs, Association of Deans/Schools, Professional Organizations, at national and regional levels.

THANK YOU FOR YOUR KIND ATTENTION



Hon. Jose Y. Cueto, Jr.

Commissioner, Office of the Commissioner II

Telefax: 5310-0049

commissioner.jyc@prc.gov.ph